

STATE OF NEW JERSEY
OFFICE OF THE
STATE SUPERINTENDENT OF WEIGHTS AND MEASURES

Unit Copy

This certifies that 25.25 m.p.h. Tuning Fork Serial Number FA177047
has been compared with standards of the State of New Jersey in possession of the State Superintendent of Weights and Measures. The above tuning fork when used with Radar traffic units operating at 34.7 GHz
KA - Band will result in the stated m.p.h. value.

Agency certified for FLORENCE TWP. POLICE DEPT.

Louis E. Grunberg
State Superintendent

Burlington County

Date 10/2/2009



LS

STATE OF NEW JERSEY
OFFICE OF THE
STATE SUPERINTENDENT OF WEIGHTS AND MEASURES

This certifies that 40.25 m.p.h. Tuning Fork Serial Number FB277762
has been compared with standards of the State of New Jersey in possession of the State Superintendent of Weights and Measures. The above tuning fork when used with Radar traffic units operating at 34.7 GHz
KA - Band will result in the stated m.p.h. value.

Agency certified for FLORENCE TWP. POLICE DEPT.

Louis E. Grunberg
State Superintendent

Burlington County

Date 10/2/2009





Federal Communications Commission
Wireless Telecommunications Bureau

RADIO STATION AUTHORIZATION

Licensee: FLORENCE, TOWNSHIP OF

FLORENCE, TOWNSHIP OF
711 BROAD ST
FLORENCE NJ 08518

Call Sign KEA396	File Number 0000896829
Radio Service PW - Public Safety Pool, Conventional	
Regulatory Status PMRS	

Grant Date 05-23-2002	Effective Date 05-23-2002	Expiration Date 08-17-2012	Print Date 05-23-2002
--------------------------	------------------------------	-------------------------------	--------------------------

STATION TECHNICAL SPECIFICATIONS

Fixed Location Address or Mobile Area of Operation

Loc. 1 Area of Operation
Other: VIC: FLORENCE NJ

Loc. 2 Address
MUNICIPAL BLDG BROAD ST
City FLORENCE County BURLINGTON State NJ
Lat (NAD83): 40-7-0.4 N Long (NAD83): 74-48-28.6 W ASR No.: Ground Elev: 9.0

Antennas

Loc. No.	Ant. No.	Frequencies (MHZ)	Sta. Cts.	No. Units	No. Pagers	Emission Designator	Output Power (watts)	ERP (watts)	Ant. Ht./Tp meters	Ant. AAT meters	Construct Deadline Date
1	1	154.80000	MO	15	0	20K0F3E	35.000				
1	1	155.49000	MO	15	0	20K0F3E	35.000				
2	1	154.80000	FB	1	0	20K0F3E	35.000		23.0		
2	1	155.49000	FB	1	0	20K0F3E	35.000		23.0		

Control Points

Control Pt. No. 1 Address
MUNICIPAL BLDG BROAD ST
City FLORENCE County Telephone Number
NJ (609)499-3131

TUNING FORK CERTIFICATE

This Tuning Fork has been tested and found to oscillate at 2,614 ±5 Hertz at 70° F resulting in a calibration signal of 25 mph (40 kph) when used with a Ka Band Radar operating at 34.7 GHz.

Operation from -22° F to +140° F will result in an error of less than .5 mph (.8 kph).

Date JAN 15 2009 Technician (signature) Todd L. Gardner

Technician (name) Todd L. Gardner

Serial # 177047

Applied Concepts, Inc. Plano, Texas 75074



006-0410-00 Rev A

TUNING FORK CERTIFICATE

This Tuning Fork has been tested and found to oscillate at 4,166 ±5 Hertz at 70° F resulting in a calibration signal of 40 mph (64 kph) when used with a Ka Band Radar operating at 34.7 GHz.

Operation from -22° F to +140° F will result in an error of less than .5 mph (.8 kph).

Technician Todd L. Gardner Date JAN 15 2009
Todd L. Gardner

Serial # 277762

Applied Concepts, Inc.

Plano, Texas 75074

006-0411-00 Rev A



CERTIFICATE OF ACCURACY

I hereby certify this STALKER® Speed Measuring Device.

Computing Unit: S.N. 34774 Frequency 34.7GHz Power Density — mw/cm²

Antenna #1: S.N. 33848 Frequency 34.7GHz Power Density 1.2 mw/cm²

Antenna #2: S.N. 33843 Frequency 34.7GHz Power Density .8 mw/cm²

Under my supervision, this Speed Measuring Device has been checked for accuracy and correct operation.

This STALKER® Speed Measuring Device is certified accurate within ±1 mph (±2 kph) in stationary mode, and/or ±2 mph (±3 kph) in moving mode.

The transmitter frequency of this speed measuring radar device has been tested and found to be within the prescribed limits as established by the Federal Communications Commission.

The measured Power Density of this speed measuring device has been tested and found to be below the ANSI Standard of 5.0 mw/cm² for this device.

Date JAN 16 2009

Technician (signature) *Scott Kleckner*

Technician (name) Scott Kleckner

Applied Concepts, Inc. Plano, Texas 75074

006-0147-00 Rev K

Certificate of Calibration

THIS IS TO CERTIFY THAT ALL APPLICABLE TESTS AND MEASUREMENTS HAVE BEEN MADE ON

MODEL K-55 BAND X-BAND MFR MPH IND. INC.
SERIAL NUMBER 266001808 ANT #1 097002267 ANT #2 XXXXXX

A "DOPPLER" TRAFFIC RADAR. THE AFORESTATED RADAR MEETS AND EXCEEDS ALL SPECIFICATIONS
R & R ELECTRONICS DATE NOVEMBER 22, 2008
920 MAYS LANDING ROAD
HAMMONTON, N.J. 08037 SIGNED 

© GOES 406

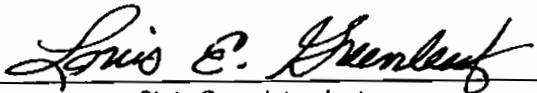
LITHO IN U.S.A.

STATE OF NEW JERSEY OFFICE OF THE STATE SUPERINTENDENT OF WEIGHTS AND MEASURES

Unit Copy

This certifies that 80 m.p.h. Tuning Fork Serial Number 004005
has been compared with standards of the State of New Jersey in possession of the State Superintendent of Weights and Measures. The above tuning fork when used with Radar traffic units operating at 10,525 MHz
X - Band will result in the stated m.p.h. value.

Agency certified for FLORENCE TWP. POLICE DEPT.



State Superintendent

Burlington County

Date

3/10/2008



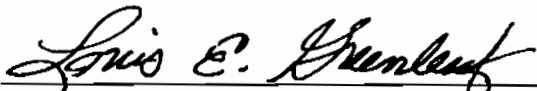
LS

STATE OF NEW JERSEY OFFICE OF THE STATE SUPERINTENDENT OF WEIGHTS AND MEASURES

Unit Copy

This certifies that 35 m.p.h. Tuning Fork Serial Number 003090
has been compared with standards of the State of New Jersey in possession of the State Superintendent of Weights and Measures. The above tuning fork when used with Radar traffic units operating at 10,525 MHz
X - Band will result in the stated m.p.h. value.

Agency certified for FLORENCE TWP. POLICE DEPT.



State Superintendent

Burlington County

Date

3/10/2008



LS

Florence Township Police Department Stalker Speed Calibration Sheet

Date: 02/08/2009	2. Officer: SGt. Benjamin Palombi III	3. Radar Unit: DS33133	4. Time: 1405hrs
----------------------------	---	----------------------------------	----------------------------

- 5. Turn the RADAR on.
- 6. Push self test button, unit should read 888/888/188 Pass X Fail _____.
- 7. With Unit in stationary mode struck 25mph fork # 167059 IFO antenna.
(You should receive a reading of 25 in the target window.)
- 8. Struck 40mph fork # 266759 IFO antenna.
(You should receive a reading of 40 in the target window.)

09. Vehicle Speed	10. RADAR Speed	11. Difference	12. Direction Vehicle/RADAR	13. Vehicle Driver	14. Vehicle Number	15. Vehicle Registration	16. Vehicle Year	17. Vehicle Type
20 MPH	20 MPH	()	S / N	4029	411	MG64946	2005	C/V
30 MPH	29 MPH	(-)-1	S / N	SAME	SAME	SAME	SAME	SAME
40 MPH	38 MPH	(-)-2	S / N	SAME	SAME	SAME	SAME	SAME
50 MPH	49 MPH	(-)-1	N / N	SAME	SAME	SAME	SAME	SAME
60 MPH	60 MPH	()	N / N	SAME	SAME	SAME	SAME	SAME

(+) Speedometer reads faster than actual vehicle speed. (-) Speedometer reads slower than actual vehicle speed.

18. RADAR Operator SGt. Benjamin Palombi III 	19. Vehicle Operator: Atl. Charles Levach
---	--



Florence Township Police Department Stalker Speed Calibration Sheet

Date: 09/21/2008	2. Officer: Sgt. Mauro Correnti	3. Radar Unit: 0533133	4. Time: 0045 hrs
----------------------------	---	----------------------------------	-----------------------------

- 5. Turn the RADAR on.
- 6. Push self test button, unit should read 888/888/188 Pass X Fail _____.
- 7. With Unit in stationary mode struck 25mph fork # 167059 IFO antenna.
(You should receive a reading of 25 in the target window.)
- 8. Struck 40mph fork # 266759 IFO antenna.
(You should receive a reading of 40 in the target window.)

09. Vehicle Speed	10. RADAR Speed	11. Difference	12. Direction Vehicle/RADAR	13. Vehicle Driver	14. Vehicle Number	15. Vehicle Registration	16. Vehicle Year	17. Vehicle Type
20 MPH	19 MPH	(-) 1	N / S	4045	411	MG64946	2005	C/V
30 MPH	30 MPH	()	N / S	SAME	SAME	SAME	SAME	SAME
40 MPH	40 MPH	()	N / S	SAME	SAME	SAME	SAME	SAME
50 MPH	49 MPH	(-) 1	N / S	SAME	SAME	SAME	SAME	SAME
60 MPH	59 MPH	(-) 1	N / S	SAME	SAME	SAME	SAME	SAME

(+) Speedometer reads faster than actual vehicle speed. (-) Speedometer reads slower than actual vehicle speed.

18. RADAR Operator 	19. Vehicle Operator: - 
---	---

Florence Township Police Department Speed Calibration Sheet

Date: 04/30/2006	2. Officer: Sgt. Benjamin Palombi III	3. Radar Unit: 1806-2263	4. Time: 0120 Hrs
----------------------------	---	------------------------------------	-----------------------------

- 5. Turn the K-55 RADAR on. [X]
- 6. Place The Stationary/Moving switch into the Stationary (STA) position. [X]
- 7. Place the CAL/ICT-L/T switch into the DOWN position. [X]
(You should receive a reading of 88 in the patrol window and 188 in the target window.)
- 8. Place the CAL/ICT-L/T switch into the UP position. [X]
(You should receive a reading of 32 in the target window.)
- 9. Then strike the 35 MPH tuning fork (SERIAL # 073424) against a Non-Metallic surface, and place it in front of the RADAR Antenna. (You should receive a reading of 35 in the target window.) [X]
The1 strike the 80 MPH tuning fork (SERIAL # 969947) against a Non-Metallic surface, and place it in front of the RADAR Antenna. (You should receive a reading of 80 in the target window.) [X]
- 10. Then strike the 35 MPH tuning fork (SERIAL # 003090) against a Non-Metallic surface, and place it in front of the RADAR Antenna. (You should receive a reading of 35 in the target window.) [X]
Then strike the 80 MPH tuning fork (SERIAL # 004005) against a Non-Metallic surface, and place it in front of the RADAR Antenna. (You should receive a reading of 80 in the target window.) [X]

11. Vehicle Speed	12. RADAR Speed	13. Difference	14. Direction Vehicle/RADAR	15. Vehicle Driver	16. Vehicle Number	17. Vehicle Registration	18. Vehicle Year	19. Vehicle Type
20 MPH	18 MPH	2 (-)	NB / SB	4017	411	MG64946	2005	Ford
30 MPH	28 MPH	2 (-)	NB / SB	SAME	SAME	SAME	SAME	SAME
40 MPH	38 MPH	2 (-)	NB / SB	SAME	SAME	SAME	SAME	SAME
50 MPH	48 MPH	2 (-)	NB / SB	SAME	SAME	SAME	SAME	SAME
60 MPH	60 MPH	0 ()	NB / SB	SAME	SAME	SAME	SAME	SAME

(+) Speedometer reads faster than actual vehicle speed. (-) Speedometer reads slower than actual vehicle speed.

20. RADAR Operator: Sgt. Benjamin Palombi III <i>Sgt Ben Palombi III</i>	21. Vehicle Operator: Ptl. Kenneth Link <i>PK/Link</i>
--	--

Florence Township Police Department Speed Calibration Sheet

Date: 05/04/05	2. Officer: Sgt. Alvin Scully	3. Radar Unit: 1806/2263	4. Time: 0235
--------------------------	---	------------------------------------	-------------------------

- 5. Turn the K-55 RADAR on.
- 6. Place The Stationary/Moving switch into the Stationary (STA) position.
- 7. Place the CAL/ICT-L/T switch into the DOWN position.
(You should receive a reading of 88 in the patrol window and 188 in the target window.)
- 8. Place the CAL/ICT-L/T switch into the UP position.
(You should receive a reading of 32 in the target window.)
- 9. Then strike the 35 MPH tuning fork (SERIAL #073424) against a Non-Metallic surface,
and place it in front of the RADAR Antenna. (You should receive a reading of 35 in the target window.)
Then strike the 35 MPH tuning fork (SERIAL #969947) against a Non-Metallic surface,
and place it in front of the RADAR Antenna. (You should receive a reading of 35 in the target window.)
- 10. Then strike the 80 MPH tuning fork (SERIAL #003090) against a Non-Metallic surface,
and place it in front of the RADAR Antenna. (You should receive a reading of 80 in the target window.)
Then strike the 80 MPH tuning fork (SERIAL #004005) against a Non-Metallic surface,
and place it in front of the RADAR Antenna. (You should receive a reading of 80 in the target window.)

11. Vehicle Speed	12. RADAR Speed	13. Difference	14. Direction Vehicle/RADAR	15. Vehicle Driver	16. Vehicle Number	17. Vehicle Registration	18. Vehicle Year	19. Vehicle Type
20 MPH	19 MPH	(+) 1	SB / SB	4035	411	MG64946 NJ	2005	Ford
30 MPH	29 MPH	(+) 1	SB / SB	SAME	SAME	SAME	SAME	SAME
40 MPH	39 MPH	(+) 1	SB / SB	SAME	SAME	SAME	SAME	SAME
50 MPH	49 MPH	(+) 1	NB / SB	SAME	SAME	SAME	SAME	SAME
60 MPH	60 MPH	() 0	NB / SB	SAME	SAME	SAME	SAME	SAME

(+) Speedometer reads faster than actual vehicle speed. (-) Speedometer reads slower than actual vehicle speed.

20. RADAR Operator: Sgt. Alvin Scully <i>Alvin Scully</i>	21. Vehicle Operator: Ptl. Timothy Sadar <i>Timothy Sadar</i>
---	---

K55 RADAR FRONT PANEL CONTROLS

