

412

STATE OF NEW JERSEY
OFFICE OF THE
STATE SUPERINTENDENT OF WEIGHTS AND MEASURES

Unit Copy

This certifies that 40.3 m.p.h. Tuning Fork Serial Number FB272018
has been compared with standards of the State of New Jersey in possession
of the State Superintendent of Weights and Measures. The above
tuning fork when used with Radar traffic units operating at 34.7 GHz
KA - Band will result in the stated m.p.h. value.



Agency certified for FLORENCE TWP. POLICE DEPT.

Louis E. Grunberg

State Superintendent

Burlington County

Date

10/2/2009


LS

412

STATE OF NEW JERSEY
OFFICE OF THE
STATE SUPERINTENDENT OF WEIGHTS AND MEASURES

Unit Copy

This certifies that 25.25 m.p.h. Tuning Fork Serial Number FA171711
has been compared with standards of the State of New Jersey in possession
of the State Superintendent of Weights and Measures. The above
tuning fork when used with Radar traffic units operating at 34.7 GHz
KA - Band will result in the stated m.p.h. value.



Agency certified for FLORENCE TWP. POLICE DEPT.

Louis E. Grunberg

State Superintendent

Burlington County

Date

10/2/2009

LS



Federal Communications Commission
Wireless Telecommunications Bureau

RADIO STATION AUTHORIZATION

Licensee: FLORENCE, TOWNSHIP OF

FLORENCE, TOWNSHIP OF
711 BROAD ST
FLORENCE NJ 08518

Call Sign KEA396	File Number 000896829
Radio Service PW - Public Safety Pool, Conventional	
Regulatory Status PMRS	

Grant Date 05-23-2002	Effective Date 05-23-2002	Expiration Date 08-17-2012	Print Date 05-23-2002
--------------------------	------------------------------	-------------------------------	--------------------------

STATION TECHNICAL SPECIFICATIONS

Fixed Location Address or Mobile Area of Operation

Loc. 1 Area of Operation
Other: VIC:FLORENCE NJ

Loc. 2 Address
MUNICIPAL BLDG BROAD ST
City FLORENCE County BURLINGTON State NJ
Lat (NAD83): 40-7-0.4 N Long (NAD83): 74-48-28.6 W ASR No.: Ground Elev: 9.0

Antennas

Loc. No.	Ant. No.	Frequencies (MHZ)	Sta. Cls.	No. Units	No. Pagers	Emission Designator	Output Power (watts)	ERP (watts)	Ant. Ht./Tp meters	Ant. AAT meters	Construct Deadline Date
1	1	154.80000	MO	15	0	20K0F3E	35.000				
1	1	155.49000	MO	15	0	20K0F3E	35.000				
2	1	154.80000	FB	1	0	20K0F3E	35.000		23.0		
2	1	155.49000	FB	1	0	20K0F3E	35.000		23.0		

Control Points

Control Pt. No. 1 Address
MUNICIPAL BLDG BROAD ST
City FLORENCE County State NJ Telephone Number (609)499-3131

TUNING FORK CERTIFICATE

This Tuning Fork has been tested and found to oscillate at 2613 ± 5 Hertz at 70°F resulting in a calibration signal of 25 mph (40 kph) when used with a Ka Band Radar operating at 34.7 GHz.

Operation from -22°F to $+140^{\circ}\text{F}$ will result in an error of less than .5 mph (.8 kph)

Technician Todd L. Gardner Date JUL 10 2008 Serial # 171711
Todd L. Gardner

Applied Concepts, Inc.



200020400

Plano, Texas 75074

TUNING FORK CERTIFICATE

This Tuning Fork has been tested and found to oscillate at 4165.5 ± 5 Hertz at 70°F resulting in a calibration signal of 40 mph (64 kph) when used with a Ka Band Radar operating at 34.7 GHz.

Operation from -22°F to $+140^{\circ}\text{F}$ will result in an error of less than .5 mph (.8 kph)

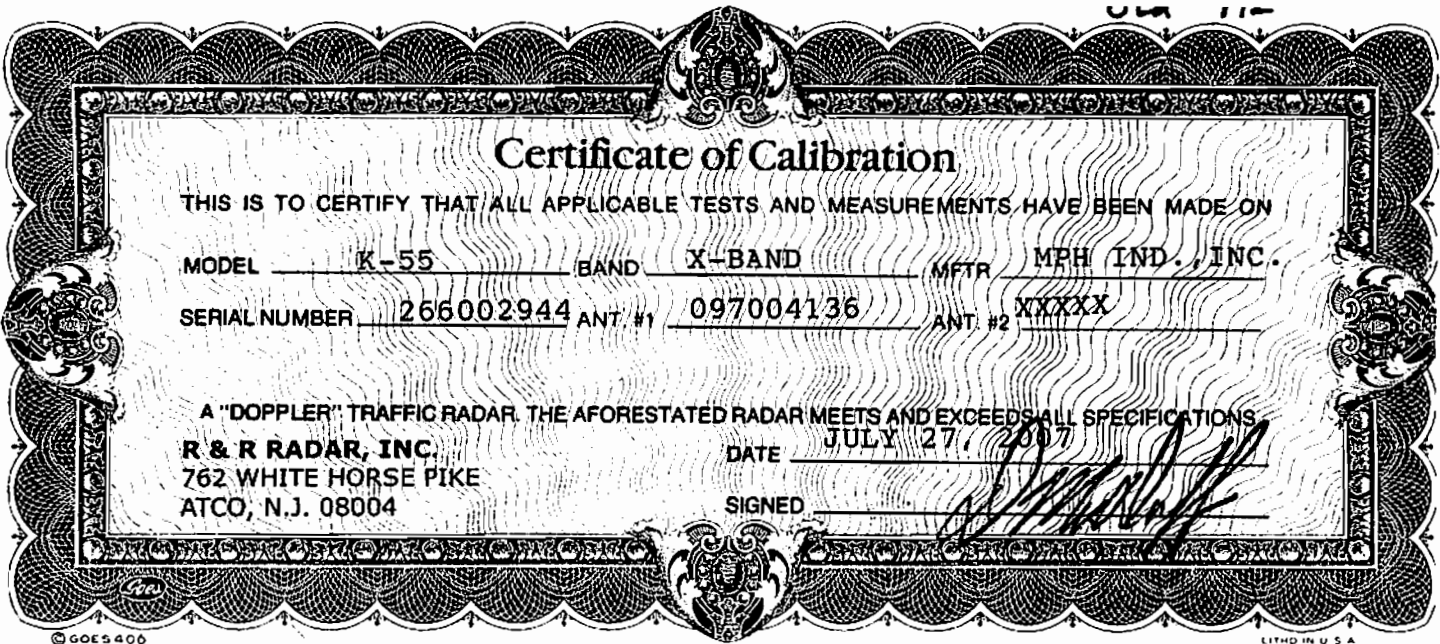
Technician Todd L. Gardner Date JUL 10 2008 Serial # 272018
Todd L. Gardner

Applied Concepts, Inc.



200020200

Plano, Texas 75074



Certificate of Calibration

THIS IS TO CERTIFY THAT ALL APPLICABLE TESTS AND MEASUREMENTS HAVE BEEN MADE ON

MODEL K-55 BAND X-BAND MFR MPH IND., INC.
SERIAL NUMBER 266002944 ANT #1 097004136 ANT #2 XXXXX

A "DOPPLER" TRAFFIC RADAR. THE AFORESTATED RADAR MEETS AND EXCEEDS ALL SPECIFICATIONS
R & R RADAR, INC.
762 WHITE HORSE PIKE
ATCO, N.J. 08004
DATE JULY 27, 2007
SIGNED [Signature]

© GOES 400

LITHO IN U.S.A.

old 412

STATE OF NEW JERSEY OFFICE OF THE STATE SUPERINTENDENT OF WEIGHTS AND MEASURES

Unit Copy

This certifies that 35 m.p.h. Tuning Fork Serial Number 269756
has been compared with standards of the State of New Jersey in possession of the State Superintendent of Weights and Measures. The above tuning fork when used with Radar traffic units operating at 10,525 MHz X - Band will result in the stated m.p.h. value.

Agency certified for FLORENCE TWP. POLICE DEPT.

[Signature]
State Superintendent

Burlington County

Date 3/10/2008



LS

STATE OF NEW JERSEY OFFICE OF THE STATE SUPERINTENDENT OF WEIGHTS AND MEASURES

Unit Copy

This certifies that 80 m.p.h. Tuning Fork Serial Number 271003
has been compared with standards of the State of New Jersey in possession of the State Superintendent of Weights and Measures. The above tuning fork when used with Radar traffic units operating at 10,525 MHz X - Band will result in the stated m.p.h. value.

Agency certified for FLORENCE TWP. POLICE DEPT.

[Signature]
State Superintendent

Burlington County

Date 3/10/2008



LS

old 412

Florence Township Police Department Speed Calibration Sheet

Date: 02/02/2009	2. Officer: Sgt. Brian Boldizar	3. Radar Unit: 266000630	4. Time: 0200 HRS.
----------------------------	---	------------------------------------	------------------------------

- | | |
|--|--|
| 5. Turn the K-55 RADAR on. | <input checked="" type="checkbox"/> |
| 6. Place The Stationary/Moving switch into the Stationary (STA) position. | <input checked="" type="checkbox"/> |
| 7. Place the CAL/ICT-L/T switch into the DOWN position.
(You should receive a reading of 88 in the patrol window and 188 in the target window.) | <input checked="" type="checkbox"/> |
| 8. Place the CAL/ICT-L/T switch into the UP position.
(You should receive a reading of 32 in the target window.) | <input checked="" type="checkbox"/> |
| 9. Then strike the 35 MPH tuning fork (SERIAL # <u>827782</u>) against a Non-Metallic surface,
and place it in front of the RADAR Antenna. (You should receive a reading of 35 in the target window.)
Then strike the 35 MPH tuning fork (SERIAL # <u>826439</u>) against a Non-Metallic surface,
and place it in front of the RADAR Antenna. (You should receive a reading of 35 in the target window.) | <input checked="" type="checkbox"/>
<input checked="" type="checkbox"/> |
| 10. Then strike the 80 MPH tuning fork (SERIAL # <u>288061</u>) against a Non-Metallic surface,
and place it in front of the RADAR Antenna. (You should receive a reading of 80 in the target window.)
Then strike the 80 MPH tuning fork (SERIAL # <u>288233</u>) against a Non-Metallic surface,
and place it in front of the RADAR Antenna. (You should receive a reading of 80 in the target window.) | <input checked="" type="checkbox"/>
<input checked="" type="checkbox"/> |

11. Vehicle Speed	12. RADAR Speed	13. Difference	14. Direction Vehicle/RADAR	15. Vehicle Driver	16. Vehicle Number	17. Vehicle Registration	18. Vehicle Year	19. Vehicle Type
20 MPH	20 MPH	()	NB / NB	4018	412	MG80776	2008	Ford C/V
30 MPH	31 MPH	+ (1)	NB / NB	SAME	SAME	SAME	SAME	SAME
40 MPH	41 MPH	+ (1)	SB / NB	SAME	SAME	SAME	SAME	SAME
50 MPH	50 MPH	()	NB / NB	SAME	SAME	SAME	SAME	SAME
60 MPH	60 MPH	()	SB / NB	SAME	SAME	SAME	SAME	SAME

(+) Speedometer reads faster than actual vehicle speed. (-) Speedometer reads slower than actual vehicle speed.

20. RADAR Operator - Sgt. Brian Boldizar 	21. Vehicle Operator: Ptl. Darryl Scott
---	--

Florence Township Police Department Stalker Speed Calibration Sheet

Date: 7/21/08	2. Officer: SGt. Benjamin Palombi III	3. Radar Unit: DS33133	4. Time: 0238hrs
-------------------------	---	----------------------------------	----------------------------

- 5. Turn the RADAR on.
- 6. Push self test button, unit should read 888/888/188 Pass X Fail _____.
- 7. With Unit in stationary mode struck 25mph fork # 167059 IFO antenna.
(You should receive a reading of 25 in the target window.)
- 8. Struck 40mph fork # 266759 IFO antenna.
(You should receive a reading of 40 in the target window.)

09. Vehicle Speed	10. RADAR Speed	11. Difference	12. Direction Vehicle/RADAR	13. Vehicle Driver	14. Vehicle Number	15. Vehicle Registration	16. Vehicle Year	17. Vehicle Type
20 MPH	19 MPH	- (1)	E / E	4018	412	MG80776	2008	C/V
30 MPH	30 MPH	()	E / E	SAME	SAME	SAME	SAME	SAME
40 MPH	40 MPH	()	E / E	SAME	SAME	SAME	SAME	SAME
50 MPH	50 MPH	()	W / E	SAME	SAME	SAME	SAME	SAME
60 MPH	60 MPH	()	W / E	SAME	SAME	SAME	SAME	SAME

(+) Speedometer reads faster than actual vehicle speed. (-) Speedometer reads slower than actual vehicle speed.

18. RADAR Operator SGt. Benjamin Palombi III <i>SGt Ken Palombi III</i>	19. Vehicle Operator: - Ptl. Darryl Scott <i>Ptl Darryl Scott</i>
---	---

NEW CAR #
412



Florence Township Police Department Speed Calibration Sheet

Date: 08/13/2007	2. Officer: Ptl. Brian Boldizar	3. Radar Unit: 39471	4. Time: 0200 HRS.
----------------------------	---	--------------------------------	------------------------------

- 5. Turn the K-55 RADAR on.
- 6. Place The Stationary/Moving switch into the Stationary (STA) position.
- 7. Place the CAL/ICT-L/T switch into the DOWN position.
(You should receive a reading of 88 in the patrol window and 188 in the target window.)
- 8. Place the CAL/ICT-L/T switch into the UP position.
(You should receive a reading of 32 in the target window.)
- 9. Then strike the 35 MPH tuning fork (SERIAL # 32852) against a Non-Metallic surface, and place it in front of the RADAR Antenna. (You should receive a reading of 35 in the target window.)
Then strike the 35 MPH tuning fork (SERIAL # 25916) against a Non-Metallic surface, and place it in front of the RADAR Antenna. (You should receive a reading of 35 in the target window.)
- 10. Then strike the 80 MPH tuning fork (SERIAL # 288064) against a Non-Metallic surface, and place it in front of the RADAR Antenna. (You should receive a reading of 80 in the target window.)
Then strike the 80 MPH tuning fork (SERIAL # 288233) against a Non-Metallic surface, and place it in front of the RADAR Antenna. (You should receive a reading of 80 in the target window.)

11. Vehicle Speed	12. RADAR Speed	13. Difference	14. Direction Vehicle/RADAR	15. Vehicle Driver	16. Vehicle Number	17. Vehicle Registration	18. Vehicle Year	19. Vehicle Type
20 MPH	20 MPH	()	NB / NB	4018	412	MG58483	2003	Ford C/V
30 MPH	29 MPH	- (1)	NB / NB	SAME	SAME	SAME	SAME	SAME
40 MPH	40 MPH	()	NB / NB	SAME	SAME	SAME	SAME	SAME
50 MPH	49 MPH	- (1)	SB / NB	SAME	SAME	SAME	SAME	SAME
60 MPH	60 MPH	()	SB / NB	SAME	SAME	SAME	SAME	SAME

(+) Speedometer reads faster than actual vehicle speed. (-) Speedometer reads slower than actual vehicle speed.

20. RADAR Operator - Ptl. Brian Boldizar 	21. Vehicle Operator: Ptl. Darryl Scott 
---	--



Florence Township Police Department Speed Calibration Sheet

Date: 02/24/2007	2. Officer: Ptl. Brian Boldizar	3. Radar Unit: 1806-2263	4. Time: 0200 HRS.
----------------------------	---	------------------------------------	------------------------------

- 5. Turn the K-55 RADAR on.
- 6. Place The Stationary/Moving switch into the Stationary (STA) position.
- 7. Place the CAL/ICT-L/T switch into the DOWN position.
(You should receive a reading of 88 in the patrol window and 188 in the target window.)
- 8. Place the CAL/ICT-L/T switch into the UP position.
(You should receive a reading of 32 in the target window.)
- 9. Then strike the 35 MPH tuning fork (SERIAL # 073424) against a Non-Metallic surface,
and place it in front of the RADAR Antenna. (You should receive a reading of 35 in the target window.)
Then strike the 35 MPH tuning fork (SERIAL # 969947u should receive a reading of 35 in the target window.)
- 10. Then strike the 80 MPH tuning fork (SERIAL # 269756) against a Non-Metallic surface,
and place it in front of the RADAR Antenna. (You should receive a reading of 80 in the target window.)
Then strike the 80 MPH tuning fork (SERIAL # 271003) against a Non-Metallic surface,
and place it in front of the RADAR Antenna. (You should receive a reading of 80 in the target window.)

11. Vehicle Speed	12. RADAR Speed	13. Difference	14. Direction Vehicle/RADAR	15. Vehicle Driver	16. Vehicle Number	17. Vehicle Registration	18. Vehicle Year	19. Vehicle Type
20 MPH	19 MPH	- (1)	SB / SB	4018	412	MG58483	2003	Ford C/V
30 MPH	30 MPH	()	SB / SB	SAME	SAME	SAME	SAME	SAME
40 MPH	40 MPH	()	SB / SB	SAME	SAME	SAME	SAME	SAME
50 MPH	50 MPH	()	NB / SB	SAME	SAME	SAME	SAME	SAME
60 MPH	61 MPH	+ (1)	NB / SB	SAME	SAME	SAME	SAME	SAME

(+) Speedometer reads faster than actual vehicle speed. (-) Speedometer reads slower than actual vehicle speed.

20. RADAR Operator - Ptl. Brian Boldizar 	21. Vehicle Operator: Ptl. Darryl Scott 
---	--

5-4 3/26/07
67

Florence Township Police Department Speed Calibration Sheet

Date: 12/22/2006	2. Officer: Sgt. Benjamin Palombi III	3. Radar Unit: 1806-2263	4. Time: 0330 Hrs
----------------------------	---	------------------------------------	-----------------------------

- | | |
|--|-----|
| 5. Turn the K-55 RADAR on. | [X] |
| 6. Place The Stationary/Moving switch into the Stationary (STA) position. | [X] |
| 7. Place the CAL/ICT-L/T switch into the DOWN position.
<small>(You should receive a reading of 88 in the patrol window and 188 in the target window.)</small> | [X] |
| 8. Place the CAL/ICT-L/T switch into the UP position.
<small>(You should receive a reading of 32 in the target window.)</small> | [X] |
| 9. Then strike the 35 MPH tuning fork (SERIAL # 269756) against a Non-Metallic surface, and place it in front of the RADAR Antenna. <small>(You should receive a reading of 35 in the target window.)</small>
The 1 strike the 80 MPH tuning fork (SERIAL # 271003) against a Non-Metallic surface, and place it in front of the RADAR Antenna. <small>(You should receive a reading of 80 in the target window.)</small> | [X] |
| 10. Then strike the 35 MPH tuning fork (SERIAL # 073424) against a Non-Metallic surface, and place it in front of the RADAR Antenna. <small>(You should receive a reading of 35 in the target window.)</small>
Then strike the 80 MPH tuning fork (SERIAL # 969947) against a Non-Metallic surface, and place it in front of the RADAR Antenna. <small>(You should receive a reading of 80 in the target window.)</small> | [X] |

11. Vehicle Speed	12. RADAR Speed	13. Difference	14. Direction Vehicle/RADAR	15. Vehicle Driver	16. Vehicle Number	17. Vehicle Registration	18. Vehicle Year	19. Vehicle Type
20 MPH	19 MPH	1 (-)	SB / SB	4018	412	MG58483	2003	Ford
30 MPH	MPH	()	SB / SB	SAME	SAME	SAME	SAME	SAME
40 MPH	MPH	()	SB / SB	SAME	SAME	SAME	SAME	SAME
50 MPH	MPH	()	NB / SB	SAME	SAME	SAME	SAME	SAME
60 MPH	MPH	()	NB / SB	SAME	SAME	SAME	SAME	SAME

(+) Speedometer reads faster than actual vehicle speed.	(-) Speedometer reads slower than actual vehicle speed.
20. RADAR Operator: <i>Sgt Ben Palombi III</i>	21. Vehicle Operator: <i>Pvt James M. Suter</i>

S-5 3/26/07
G-F