

409

STATE OF NEW JERSEY
OFFICE OF THE
STATE SUPERINTENDENT OF WEIGHTS AND MEASURES

This certifies that 25.3 m.p.h. Tuning Fork Serial Number FA167059 has been compared with standards of the State of New Jersey in possession of the State Superintendent of Weights and Measures. The above tuning fork when used with Radar traffic units operating at 34.7 GHz KA - Band will result in the stated m.p.h. value.

Agency certified for FLORENCE TWP. POLICE DEPT.
Burlington County

Louis E. Grunberg
State Superintendent

Date 10/2/2009



409

STATE OF NEW JERSEY
OFFICE OF THE
STATE SUPERINTENDENT OF WEIGHTS AND MEASURES

Unit Copy

This certifies that 40.3 m.p.h. Tuning Fork Serial Number FB266759 has been compared with standards of the State of New Jersey in possession of the State Superintendent of Weights and Measures. The above tuning fork when used with Radar traffic units operating at 34.7 GHz KA - Band will result in the stated m.p.h. value.

Agency certified for FLORENCE TWP. POLICE DEPT.
Burlington County

Louis E. Grunberg
State Superintendent

Date 10/2/2009



LS



Federal Communications Commission
Wireless Telecommunications Bureau

RADIO STATION AUTHORIZATION

Licensee: FLORENCE, TOWNSHIP OF

FLORENCE, TOWNSHIP OF
711 BROAD ST
FLORENCE NJ 08518

Call Sign KEA396	File Number 0000896829
Radio Service PW - Public Safety Pool, Conventional	
Regulatory Status PMRS	

Grant Date 05-23-2002	Effective Date 05-23-2002	Expiration Date 08-17-2012	Print Date 05-23-2002
--------------------------	------------------------------	-------------------------------	--------------------------

STATION TECHNICAL SPECIFICATIONS

Fixed Location Address or Mobile Area of Operation

Loc. 1 Area of Operation
Other: VIC: FLORENCE NJ

Loc. 2 Address:
MUNICIPAL BLDG BROAD ST
City FLORENCE County BURLINGTON State NJ
Lat (NAD83): 40-7-0.4 N Long (NAD83): 74-48-28.6 W ASR No.: Ground Elev: 9.0

Antennas

Loc. No.	Ant. No.	Frequencies (MHZ)	Sta. Cls.	No. Units	No. Pagers	Emission Designator	Output Power (watts)	ERP (watts)	Ant. Ht./Tp meters	Ant. AAT meters	Construct Deadline Date
1	1	154.80000	MO	15	0	20K0F3E	35.000				
1	1	155.49000	MO	15	0	20K0F3E	35.000				
2	1	154.80000	FB	1	0	20K0F3E	35.000		23.0		
2	1	155.49000	FB	1	0	20K0F3E	35.000		23.0		

Control Points

Control Point Address
PC No. 1 MUNICIPAL BLDG BROAD ST
City FLORENCE County Telephone Number (609)499-3131
State NJ

TUNING FORK CERTIFICATE

This Tuning Fork has been tested and found to oscillate at 2613 ± 5 Hertz at 70°F resulting in a calibration signal of 25 mph (40 kph) when used with a Ka Band Radar operating at 34.7 GHz.

Operation from -22°F to $+140^{\circ}\text{F}$ will result in an error of less than .5 mph (.8 kph)

Technician Todd L. Gardner Date NOV 29 2007 Serial # 167059
Todd L. Gardner

Applied Concepts, Inc.



Plano, Texas 75074

TUNING FORK CERTIFICATE

This Tuning Fork has been tested and found to oscillate at 4165.5 ± 5 Hertz at 70°F resulting in a calibration signal of 40 mph (64 kph) when used with a Ka Band Radar operating at 34.7 GHz.

Operation from -22°F to $+140^{\circ}\text{F}$ will result in an error of less than .5 mph (.8 kph)

Technician Todd L. Gardner Date NOV 29 2007 Serial # 266759
Todd L. Gardner

Applied Concepts, Inc.




Plano, Texas 75074

STATE OF NEW JERSEY
OFFICE OF THE
STATE SUPERINTENDENT OF WEIGHTS AND MEASURES

Unit Copy

This certifies that 25.3 m.p.h. Tuning Fork Serial Number FA167059
has been compared with standards of the State of New Jersey in possession of the State Superintendent of Weights and Measures. The above tuning fork when used with Radar traffic units operating at 34.7 GHz
KA - Band will result in the stated m.p.h. value.



Agency certified for FLORENCE TWP. POLICE DEPT.

Louis E. Grunberg
State Superintendent

Burlington County


Date 3/10/2008

LS

STATE OF NEW JERSEY
OFFICE OF THE
STATE SUPERINTENDENT OF WEIGHTS AND MEASURES

Unit Copy

This certifies that 40.3 m.p.h. Tuning Fork Serial Number FB266759
has been compared with standards of the State of New Jersey in possession of the State Superintendent of Weights and Measures. The above tuning fork when used with Radar traffic units operating at 34.7 GHz
KA - Band will result in the stated m.p.h. value.



Agency certified for FLORENCE TWP. POLICE DEPT.

Louis E. Grunberg
State Superintendent

Burlington County

Date 3/10/2008

LS

CERTIFICATE OF ACCURACY

I hereby certify this STALKER® Speed Measuring Device.

Computing Unit: S.N. 0533133 Frequency — GHz Power Density — mw/cm²
Antenna #1: S.N. 26915 Frequency 34.7 GHz Power Density .7 mw/cm²
Antenna #2: S.N. 26917 Frequency 34.7 GHz Power Density .7 mw/cm²

Under my supervision, this Speed Measuring Device has been checked for accuracy and correct operation.

This STALKER® Speed Measuring Device is certified accurate within ± 1 mph (± 2 kph) in stationary mode, and/or ± 2 mph (± 3 kph) in moving mode.

The transmitter frequency of this speed measuring radar device has been tested and found to be within the prescribed limits as established by the Federal Communications Commission.

The measured Power Density of this speed measuring device has been tested and found to be below the ANSI Standard of 5.0 mw/cm² for this device.

Date NOV 29 2007

Technician (signature) *Scott Mackner*

Technician (name) Scott Mackner

Applied Concepts, Inc. Plano, Texas 75074

Applied Concepts, Inc. Form 006-0147-00 Rev K

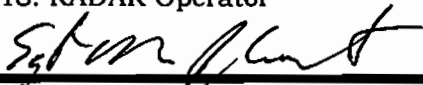
Florence Township Police Department Stalker Speed Calibration Sheet

Date: 07/18/2009	2. Officer: Sgt. Mauro Correnti	3. Radar Unit: 34766	4. Time: 0430hrs
---------------------	------------------------------------	-------------------------	---------------------

- 5. Turn the RADAR on.
- 6. Push self test button, unit should read 888/888/188 Pass X Fail _____.
- 7. With Unit in stationary mode struck 25mph fork # 177050 IFO antenna.
(You should receive a reading of 25 in the target window.)
- 8. Struck 40mph fork # 277765 IFO antenna.
(You should receive a reading of 40 in the target window.)

09. Vehicle Speed	10. RADAR Speed	11. Difference	12. Direction Vehicle/RADAR	13. Vehicle Driver	14. Vehicle Number	15. Vehicle Registration	16. Vehicle Year	17. Vehicle Type
20 MPH	20 MPH	- ()	N / S	4046	409	MG77831	2008	Tahoe
30 MPH	30 MPH	- ()	N / S	SAME	SAME	SAME	SAME	SAME
40 MPH	40 MPH	- ()	N / S	SAME	SAME	SAME	SAME	SAME
50 MPH	49 MPH	-1 ()	N / S	SAME	SAME	SAME	SAME	SAME
60 MPH	60 MPH	- ()	N / S	SAME	SAME	SAME	SAME	SAME

(+) Speedometer reads faster than actual vehicle speed. (-) Speedometer reads slower than actual vehicle speed.

18. RADAR Operator 	19. Vehicle Operator: - PTL. Tompkin 4046
--	--

Florence Township Police Department Stalker Speed Calibration Sheet

Date: 02/08/2009	2. Officer: SGt. Benjamin Palombi III	3. Radar Unit: 34775	4. Time: 1215hrs
----------------------------	---	--------------------------------	----------------------------

- 5. Turn the RADAR on.
- 6. Push self test button, unit should read 888/888/188 Pass X Fail _____.
- 7. With Unit in stationary mode struck 25mph fork # 177048 IFO antenna.
(You should receive a reading of 25 in the target window.)
- 8. Struck 40mph fork # 277761 IFO antenna.
(You should receive a reading of 40 in the target window.)

09. Vehicle Speed	10. RADAR Speed	11. Difference	12. Direction Vehicle/RADAR	13. Vehicle Driver	14. Vehicle Number	15. Vehicle Registration	16. Vehicle Year	17. Vehicle Type
20 MPH	20 MPH	()	N / N	4029	409	MG77831	2008	Tahoe
30 MPH	30 MPH	()	N / N	SAME	SAME	SAME	SAME	SAME
40 MPH	40 MPH	()	N / N	SAME	SAME	SAME	SAME	SAME
50 MPH	50 MPH	()	S / N	SAME	SAME	SAME	SAME	SAME
60 MPH	60 MPH	()	S / N	SAME	SAME	SAME	SAME	SAME

(+) Speedometer reads faster than actual vehicle speed. (-) Speedometer reads slower than actual vehicle speed.

18. RADAR Operator **SGt. Benjamin Palombi III**

SGt Ben Palombi III

19. Vehicle Operator: - **Ptl. Charles Levach**

Ptl Charles Levach

Florence Township Police Department Speed Calibration Sheet

Date: 03/27/2008	2. Officer: Sgt. Brian Boldizar	3. Radar Unit: 15132	4. Time: 2415 hrs.
----------------------------	---	--------------------------------	------------------------------

- 5. Turn the K-55 RADAR on. [X]
- 6. Place The Stationary/Moving switch into the Stationary (STA) position. [X]
- 7. Place the CAL/ICT-L/T switch into the DOWN position. [X]
(You should receive a reading of 88 in the patrol window and 188 in the target window.)
- 8. Place the CAL/ICT-L/T switch into the UP position. [X]
(You should receive a reading of 32 in the target window.)
- 9. Then strike the 35 MPH tuning fork (SERIAL # 008090) against a Non-Metallic surface, and place it in front of the RADAR Antenna. (You should receive a reading of 35 in the target window.) [X]
The1 strike the 80 MPH tuning fork (SERIAL # 004005) against a Non-Metallic surface, and place it in front of the RADAR Antenna. (You should receive a reading of 80 in the target window.) [X]
- 10. Then strike the 35 MPH tuning fork (SERIAL # 001148) against a Non-Metallic surface, and place it in front of the RADAR Antenna. (You should receive a reading of 35 in the target window.) [X]
Then strike the 80 MPH tuning fork (SERIAL # 001294) against a Non-Metallic surface, and place it in front of the RADAR Antenna. (You should receive a reading of 80 in the target window.) [X]

11. Vehicle Speed	12. RADAR Speed	13. Difference	14. Direction Vehicle/RADAR	15. Vehicle Driver	16. Vehicle Number	17. Vehicle Registration	18. Vehicle Year	19. Vehicle Type
20 MPH	21 MPH	+ (1)	SB / SB	4032	409	MG77931	2007	Tahoe
30 MPH	31 MPH	+ (1)	SB / SB	SAME	SAME	SAME	SAME	SAME
40 MPH	40 MPH	(0)	SB / SB	SAME	SAME	SAME	SAME	SAME
50 MPH	51 MPH	+ (1)	NB / SB	SAME	SAME	SAME	SAME	SAME
60 MPH	60 MPH	(0)	SB / SB	SAME	SAME	SAME	SAME	SAME

(+) Speedometer reads faster than actual vehicle speed. (-) Speedometer reads slower than actual vehicle speed.

20. RADAR Operator: Sgt. Brian Boldizar 	21. Vehicle Operator: Ptl. Brian Panaro
---	---

Florence Township Police Department Speed Calibration Sheet

Date: 12/29/2007	2. Officer: Sgt. Benjamin Palombi III	3. Radar Unit: 266000631	4. Time: 1530 hrs
----------------------------	---	------------------------------------	-----------------------------

- | | |
|---|-------------------------------------|
| 5. Turn the K-55 RADAR on. | <input checked="" type="checkbox"/> |
| 6. Place The Stationary/Moving switch into the Stationary (STA) position. | <input checked="" type="checkbox"/> |
| 7. Place the CAL/ICT-L/T switch into the DOWN position.
(You should receive a reading of 88 in the patrol window and 188 in the target window.) | <input checked="" type="checkbox"/> |
| 8. Place the CAL/ICT-L/T switch into the UP position.
(You should receive a reading of 32 in the target window.) | <input checked="" type="checkbox"/> |
| 9. Then strike the 35 MPH tuning fork (SERIAL # <u>827782</u>) against a Non-Metallic surface, and place it in front of the RADAR Antenna. (You should receive a reading of 35 in the target window.) | <input checked="" type="checkbox"/> |
| Then strike the 35 MPH tuning fork (SERIAL # <u>269756</u>) against a Non-Metallic surface, and place it in front of the RADAR Antenna. (You should receive a reading of 35 in the target window.) | <input checked="" type="checkbox"/> |
| 10. Then strike the 80 MPH tuning fork (SERIAL # <u>826439</u>) against a Non-Metallic surface, and place it in front of the RADAR Antenna. (You should receive a reading of 80 in the target window.) | <input checked="" type="checkbox"/> |
| Then strike the 80 MPH tuning fork (SERIAL # <u>271003</u>) against a Non-Metallic surface, and place it in front of the RADAR Antenna. (You should receive a reading of 80 in the target window.) | <input checked="" type="checkbox"/> |

11. Vehicle Speed	12. RADAR Speed	13. Difference	14. Direction Vehicle/RADAR	15. Vehicle Driver	16. Vehicle Number	17. Vehicle Registration	18. Vehicle Year	19. Vehicle Type
20 MPH	21 MPH	+ (1)	NB / NB	4033	409	MG77831	2007	TAHOE
30 MPH	31 MPH	+ (1)	NB / NB	SAME	SAME	SAME	SAME	SAME
40 MPH	40 MPH	(0)	NB / NB	SAME	SAME	SAME	SAME	SAME
50 MPH	50 MPH	(0)	SB / NB	SAME	SAME	SAME	SAME	SAME
60 MPH	61 MPH	+ (1)	SB / NB	SAME	SAME	SAME	SAME	SAME

(+) Speedometer reads faster than actual vehicle speed.

(-) Speedometer reads slower than actual vehicle speed.

20. RADAR Operator **Sgt. Benjamin Palombi III**

21. Vehicle Operator: - **Ptl. Dave Filippine**

Sgt. Ben Palombi III

Ptl. D.M. Filippine 4033