

408

STATE OF NEW JERSEY  
OFFICE OF THE  
STATE SUPERINTENDENT OF WEIGHTS AND MEASURES

Unit Copy

This certifies that 40.25 m.p.h. Tuning Fork Serial Number FB277769 has been compared with standards of the State of New Jersey in possession of the State Superintendent of Weights and Measures. The above tuning fork when used with Radar traffic units operating at KA - Band will result in the stated m.p.h. value. 34.7 GHz



Agency certified for FLORENCE TWP. POLICE DEPT.

*Louis E. Greenleaf*  
State Superintendent

Burlington County

Date 10/2/2009

LS

408

STATE OF NEW JERSEY  
OFFICE OF THE  
STATE SUPERINTENDENT OF WEIGHTS AND MEASURES

Unit Copy

This certifies that 25.25 m.p.h. Tuning Fork Serial Number FA177049 has been compared with standards of the State of New Jersey in possession of the State Superintendent of Weights and Measures. The above tuning fork when used with Radar traffic units operating at KA - Band will result in the stated m.p.h. value. 34.7 GHz



Agency certified for FLORENCE TWP. POLICE DEPT.

*Louis E. Greenleaf*  
State Superintendent

Burlington County

Date 10/2/2009

LS



# Florence Township Police Department Stalker Speed Calibration Sheet

Date: <b>02/08/2009</b>	2. Officer: <b>SGt. Benjamin Palombi III</b>	3. Radar Unit: <b>DS33133</b>	4. Time: <b>1351hrs</b>
----------------------------	---	----------------------------------	----------------------------

- 5. Turn the RADAR on.
- 6. Push self test button, unit should read 888/888/188 Pass X Fail \_\_\_\_\_.
- 7. With Unit in stationary mode struck 25mph fork # 167059 IFO antenna.  
(You should receive a reading of 25 in the target window.)
- 8. Struck 40mph fork # 266759 IFO antenna.  
(You should receive a reading of 40 in the target window.)

09. Vehicle Speed	10. RADAR Speed	11. Difference	12. Direction Vehicle/RADAR	13. Vehicle Driver	14. Vehicle Number	15. Vehicle Registration	16. Vehicle Year	17. Vehicle Type
20 MPH	21 MPH	(+)1	S / N	4046	408	MG70848	2006	C/V
30 MPH	30 MPH	()	S / N	SAME	SAME	SAME	SAME	SAME
40 MPH	39 MPH	(-)1	S / N	SAME	SAME	SAME	SAME	SAME
50 MPH	50 MPH	()	N / N	SAME	SAME	SAME	SAME	SAME
60 MPH	60 MPH	()	N / N	SAME	SAME	SAME	SAME	SAME

(+) Speedometer reads faster than actual vehicle speed.    (-) Speedometer reads slower than actual vehicle speed.

18. RADAR Operator <b>SGt. Benjamin Palombi III</b> 	19. Vehicle Operator: - <b>Ptl. Nathan Tompkins</b> 
--	---

# Florence Township Police Department Speed Calibration Sheet

Date: <b>3/04/2007</b>	2. Officer: <b>P/O M. Hollins</b>	3. Radar Unit: <b>1808-2267</b>	4. Time: <b>1030 Hrs</b>
---------------------------	--------------------------------------	------------------------------------	-----------------------------

- 5. Turn the K-55 RADAR on. [X]
- 6. Place The Stationary/Moving switch into the Stationary (STA) position. [X]
- 7. Place the CAL/ICT-L/T switch into the DOWN position. [X]  
(You should receive a reading of 88 in the patrol window and 188 in the target window.)
- 8. Place the CAL/ICT-L/T switch into the UP position. [X]  
(You should receive a reading of 32 in the target window.)
- 9. Then strike the 35 MPH tuning fork (SERIAL # 073424) against a Non-Metallic surface, and place it in front of the RADAR Antenna. (You should receive a reading of 35 in the target window.) [X]  
Then strike the 80 MPH tuning fork (SERIAL # 969947) against a Non-Metallic surface, and place it in front of the RADAR Antenna. (You should receive a reading of 80 in the target window.) [X]
- 10. Then strike the 35 MPH tuning fork (SERIAL # 003090) against a Non-Metallic surface, and place it in front of the RADAR Antenna. (You should receive a reading of 35 in the target window.) [X]  
Then strike the 80 MPH tuning fork (SERIAL # 004005) against a Non-Metallic surface, and place it in front of the RADAR Antenna. (You should receive a reading of 80 in the target window.) [X]

11. Vehicle Speed	12. RADAR Speed	13. Difference	14. Direction Vehicle/RADAR	15. Vehicle Driver	16. Vehicle Number	17. Vehicle Registration	18. Vehicle Year	19. Vehicle Type
20 MPH	20 MPH	( )	SB / SB	4019	408	MG70848	2006	Ford CIV
30 MPH	29 MPH	1 (-)	SB / SB	SAME	SAME	SAME	SAME	SAME
40 MPH	40 MPH	( )	SB / SB	SAME	SAME	SAME	SAME	SAME
50 MPH	49 MPH	1 (-)	NB / SB	SAME	SAME	SAME	SAME	SAME
60 MPH	60 MPH	( )	NB / SB	SAME	SAME	SAME	SAME	SAME

(+ ) Speedometer reads faster than actual vehicle speed.      (-) Speedometer reads slower than actual vehicle speed.

20. RADAR Operator: <b>P/O Michelle Hollins</b> <i>M. Hollins</i> 4038	21. Vehicle Operator: <b>Sgt. Benjamin Palombi III</b> <i>Sgt Ben Palombi III</i>
---	--

# Florence Township Police Department Speed Calibration Sheet

Date: <b>01/16/2007</b>	2. Officer: <b>Ptl. Brian Boldizar</b>	3. Radar Unit: <b>R266002943</b>	4. Time: <b>0200 HRS.</b>
----------------------------	---	-------------------------------------	------------------------------

- 5. Turn the K-55 RADAR on.
- 6. Place The Stationary/Moving switch into the Stationary (STA) position.
- 7. Place the CAL/ICT-L/T switch into the DOWN position.   
(You should receive a reading of 88 in the patrol window and 188 in the target window.)
- 8. Place the CAL/ICT-L/T switch into the UP position.   
(You should receive a reading of 32 in the target window.)
- 9. Then strike the 35 MPH tuning fork (SERIAL # 269666 ) against a Non-Metallic surface, and place it in front of the RADAR Antenna. (You should receive a reading of 35 in the target window.)   
Then strike the 35 MPH tuning fork (SERIAL # 271018 ) against a Non-Metallic surface, and place it in front of the RADAR Antenna. (You should receive a reading of 35 in the target window.)
- 10. Then strike the 80 MPH tuning fork (SERIAL # 0703424 ) against a Non-Metallic surface, and place it in front of the RADAR Antenna. (You should receive a reading of 80 in the target window.)   
Then strike the 80 MPH tuning fork (SERIAL # 969947 ) against a Non-Metallic surface, and place it in front of the RADAR Antenna. (You should receive a reading of 80 in the target window.)

11. Vehicle Speed	12. RADAR Speed	13. Difference	14. Direction Vehicle/RADAR	15. Vehicle Driver	16. Vehicle Number	17. Vehicle Registration	18. Vehicle Year	19. Vehicle Type
20 MPH	21 MPH	+ (1)	NB / SB	4016	408	MG20848	2006	Ford C/V
30 MPH	30 MPH	(0)	SB / SB	SAME	SAME	SAME	SAME	SAME
40 MPH	41 MPH	+ (1)	SB / SB	SAME	SAME	SAME	SAME	SAME
50 MPH	50 MPH	(0)	NB / SB	SAME	SAME	SAME	SAME	SAME
60 MPH	60 MPH	(0)	NB / SB	SAME	SAME	SAME	SAME	SAME

(+) Speedometer reads faster than actual vehicle speed.      (-) Speedometer reads slower than actual vehicle speed.

20. RADAR Operator - <b>Ptl. Brian Boldizar</b> 	21. Vehicle Operator: <b>Sgt. Alvin Scully</b> 
---	--



# Florence Township Police Department Speed Calibration Sheet

Date: <b>07/30/2006</b>	2. Officer: <b>Ptl. Charles Levach</b>	3. Radar Unit: <b>39741</b>	4. Time: <b>0240 hrs</b>
----------------------------	---	--------------------------------	-----------------------------

- |   |                                     |
|---|-------------------------------------|
| 5. Turn the K-55 RADAR on.  | <input checked="" type="checkbox"/> |
| 6. Place The Stationary/Moving switch into the Stationary (STA) position.   | <input checked="" type="checkbox"/> |
| 7. Place the CAL/ICT-L/T switch into the DOWN position.<br><small>(You should receive a reading of 88 in the patrol window and 188 in the target window.)</small>   | <input checked="" type="checkbox"/> |
| 8. Place the CAL/ICT-L/T switch into the UP position.<br><small>(You should receive a reading of 32 in the target window.)</small>  | <input checked="" type="checkbox"/> |
| 9. Then strike the 35 MPH tuning fork (SERIAL # <u>073424</u> ) against a Non-Metallic surface,<br>and place it in front of the RADAR Antenna. <small>(You should receive a reading of 35 in the target window.)</small>  | <input checked="" type="checkbox"/> |
| Then strike the 35 MPH tuning fork (SERIAL # <u>32852</u> ) against a Non-Metallic surface,<br>and place it in front of the RADAR Antenna. <small>(You should receive a reading of 35 in the target window.)</small>      | <input checked="" type="checkbox"/> |
| 10. Then strike the 80 MPH tuning fork (SERIAL # <u>969947</u> ) against a Non-Metallic surface,<br>and place it in front of the RADAR Antenna. <small>(You should receive a reading of 80 in the target window.)</small> | <input checked="" type="checkbox"/> |
| Then strike the 80 MPH tuning fork (SERIAL # <u>25916</u> ) against a Non-Metallic surface,<br>and place it in front of the RADAR Antenna. <small>(You should receive a reading of 80 in the target window.)</small>      | <input checked="" type="checkbox"/> |

11. Vehicle Speed	12. RADAR Speed	13. Difference	14. Direction Vehicle/RADAR	15. Vehicle Driver	16. Vehicle Number	17. Vehicle Registration	18. Vehicle Year	19. Vehicle Type
20 MPH	21 MPH	+ (1)	EB / EB	4019	<del>408</del>	MG70848	2006	Ford C/V
30 MPH	30 MPH	( )	EB / EB	SAME	SAME	SAME	SAME	SAME
40 MPH	40 MPH	( )	EB / EB	SAME	SAME	SAME	SAME	SAME
50 MPH	51 MPH	+ (1)	EB / EB	SAME	SAME	SAME	SAME	SAME
60 MPH	60 MPH	( )	WB / EB	SAME	SAME	SAME	SAME	SAME

(+) Speedometer reads faster than actual vehicle speed.      (-) Speedometer reads slower than actual vehicle speed.

20. RADAR Operator: <b>Ptl. Charles Levach</b> 	21. Vehicle Operator: - <b>Sgt. Benjamin Palombi III</b> 
---	--



# Florence Township Police Department Speed Calibration Sheet

Date: <b>05/21/2006</b>	2. Officer: <b>Ptl. Brian Boldizar</b>	3. Radar Unit: <b>15137 / 15138</b>	4. Time: <b>1530 hrs.</b>
----------------------------	---	--	------------------------------

- 5. Turn the K-55 RADAR on. [X]
- 6. Place the Stationary/Moving switch into the Stationary (STA) position. [X]
- 7. Place the CAL/ICT-L/T switch into the DOWN position. [X]  
(You should receive a reading of 88 in the patrol window and 188 in the target window.)
- 8. Place the CAL/ICT-L/T switch into the UP position. [X]  
(You should receive a reading of 32 in the target window.)
- 9. Then strike the 35 MPH tuning fork (SERIAL 001148) against a Non-Metallic surface, and place it in front of the RADAR Antenna. (You should receive a reading of 35 in the target window.) [X]  
Then strike the 80 MPH tuning fork (SERIAL 001294) against a Non-Metallic surface, and place it in front of the RADAR Antenna. (You should receive a reading of 80 in the target window.) [X]
- 10. Then strike the 35 MPH tuning fork (SERIAL 073424) against a Non-Metallic surface, and place it in front of the RADAR Antenna. (You should receive a reading of 35 in the target window.) [X]  
Then strike the 80 MPH tuning fork (SERIAL 969947) against a Non-Metallic surface, and place it in front of the RADAR Antenna. (You should receive a reading of 80 in the target window.) [X]

11. Vehicle Speed	12. RADAR Speed	13. Difference	14. Direction Vehicle/RADAR	15. Vehicle Driver	16. Vehicle Number	17. Vehicle Registration	18. Vehicle Year	19. Vehicle Type
20 MPH	20 MPH	( 0 )	WB / EB	4016	408	MG70848	2006	Ford
30 MPH	31 MPH	+ ( 1 )	WB / EB	SAME	SAME	SAME	SAME	SAME
40 MPH	41 MPH	+ ( 1 )	EB / EB	SAME	SAME	SAME	SAME	SAME
50 MPH	50 MPH	( 0 )	WB / EB	SAME	SAME	SAME	SAME	SAME
60 MPH	62 MPH	+ ( 2 )	WB / EB	SAME	SAME	SAME	SAME	SAME

(+ ) Speedometer reads faster than actual vehicle speed.      (-) Speedometer reads slower than actual vehicle speed.

20. RADAR Operator: 	21. Vehicle Operator: 
--	---

# Certificate of Calibration

THIS IS TO CERTIFY THAT ALL APPLICABLE TESTS AND MEASUREMENTS HAVE BEEN MADE ON

MODEL K-55 BAND X-BAND MFR MPH IND. INC.  
SERIAL NUMBER 266000630 ANT #1 097000631 ANT #2 097000632

A "DOPPLER" TRAFFIC RADAR. THE AFORESTATED RADAR MEETS AND EXCEEDS ALL SPECIFICATIONS.  
R & R RADAR, INC.  
762 WHITE HORSE PIKE  
ATCO, N.J. 08004  
DATE MAY 31, 2007  
SIGNED [Signature]

© GOES 406

LITHO IN U.S.A.

## STATE OF NEW JERSEY OFFICE OF THE STATE SUPERINTENDENT OF WEIGHTS AND MEASURES

Unit Copy

This certifies that 80 m.p.h. Tuning Fork Serial Number 826439  
has been compared with standards of the State of New Jersey in possession of the State Superintendent of Weights and Measures. The above tuning fork when used with Radar traffic units operating at 10,525 MHz X - Band will result in the stated m.p.h. value.

Agency certified for FLORENCE TWP. POLICE DEPT.

[Signature]  
State Superintendent

Burlington County

Date 3/10/2008



LS

## STATE OF NEW JERSEY OFFICE OF THE STATE SUPERINTENDENT OF WEIGHTS AND MEASURES

Unit Copy

This certifies that 35 m.p.h. Tuning Fork Serial Number 827782  
has been compared with standards of the State of New Jersey in possession of the State Superintendent of Weights and Measures. The above tuning fork when used with Radar traffic units operating at 10,525 MHz X - Band will result in the stated m.p.h. value.

Agency certified for FLORENCE TWP. POLICE DEPT.

[Signature]  
State Superintendent

Burlington County

Date 3/10/2008



LS



# CERTIFICATE OF ACCURACY

I hereby certify this STALKER® Speed Measuring Device.

Computing Unit: S.N. 34777 Frequency 34.7 GHz Power Density      mw/cm<sup>2</sup>  
 Antenna #1: S.N. 33869 Frequency 34.7 GHz Power Density 1.4 mw/cm<sup>2</sup>  
 Antenna #2: S.N. 33850 Frequency 34.7 GHz Power Density 1.4 mw/cm<sup>2</sup>

Under my supervision, this Speed Measuring Device has been checked for accuracy and correct operation.

This STALKER® Speed Measuring Device is certified accurate within ±1 mph (±2 kph) in stationary mode, and/or ±2 mph (±3 kph) in moving mode.

The transmitter frequency of this speed measuring radar device has been tested and found to be within the prescribed limits as established by the Federal Communications Commission.

The measured Power Density of this speed measuring device has been tested and found to be below the ANSI Standard of 5.0 mw/cm<sup>2</sup> for this device.

Date JAN 16 2009

Technician (signature) *Scott Kleckner*

Technician (name) Scott Kleckner

Applied Concepts, Inc. Plano, Texas 75074

006-0147-00 Rev K



S7247E

### TUNING FORK CERTIFICATE

This Tuning Fork has been tested and found to oscillate at  $4,166 \pm 5$  Hertz at  $70^{\circ}$  F resulting in a calibration signal of 40 mph (64 kph) when used with a Ka Band Radar operating at 34.7 GHz.

Operation from  $-22^{\circ}$  F to  $+140^{\circ}$  F will result in an error of less than .5 mph (.8 kph).

Technician Todd L. Gardner Date JAN 15 2009  
Todd L. Gardner

Serial # 277769

Applied Concepts, Inc.

Plano, Texas 75074

006-0411-00 Rev A



### TUNING FORK CERTIFICATE

This Tuning Fork has been tested and found to oscillate at  $2,614 \pm 5$  Hertz at  $70^{\circ}$  F resulting in a calibration signal of 25 mph (40 kph) when used with a Ka Band Radar operating at 34.7 GHz.

Operation from  $-22^{\circ}$  F to  $+140^{\circ}$  F will result in an error of less than .5 mph (.8 kph).

Date JAN 15 2009 Technician (signature) Todd L. Gardner

Technician (name) Todd L. Gardner

Serial # 177049

Applied Concepts, Inc. Plano, Texas 75074



006-0410-00 Rev A



Federal Communications Commission  
Wireless Telecommunications Bureau

RADIO STATION AUTHORIZATION

Licensee: FLORENCE, TOWNSHIP OF

FLORENCE, TOWNSHIP OF  
711 BROAD ST  
FLORENCE NJ 08518

Call Sign KEA396	File Number 0000896829
Radio Service PW - Public Safety Pool, Conventional	
Regulatory Status  PMRS	

Grant Date 05-23-2002	Effective Date 05-23-2002	Expiration Date 08-17-2012	Print Date 05-23-2002
--------------------------	------------------------------	-------------------------------	--------------------------

STATION TECHNICAL SPECIFICATIONS

Fixed Location Address or Mobile Area of Operation

Loc. 1 Area of Operation  
Other VIC: FLORENCE NJ

Loc. 2 Address:  
MUNICIPAL BLDG BROAD ST  
City FLORENCE County BURLINGTON State NJ  
Lat (NAD83): 40-7-0.4 N Long (NAD83): 74-48-28.6 W ASR No.: Ground Elev: 9.0

Antennas

Loc. No.	Ant. No.	Frequencies (MHZ)	Sta. Cls.	No. Units	No. Pagers	Emission Designator	Output Power (watts)	ERP (watts)	Ant. Ht./Tp meters	Ant. AAT meters	Construct Deadline Date
1	1	154.80000	MO	15	0	20K0F3E	35.000				
1	1	155.49000	MO	15	0	20K0F3E	35.000				
2	1	154.80000	FB	1	0	20K0F3E	35.000		23.0		
2	1	155.49000	FB	1	0	20K0F3E	35.000		23.0		

Control Points

Control Address  
Pt. No. 1 MUNICIPAL BLDG BROAD ST  
City FLORENCE County State NJ Telephone Number (609)499-3131