

STATE OF NEW JERSEY
OFFICE OF THE
STATE SUPERINTENDENT OF WEIGHTS AND MEASURES

Unit Copy

This certifies that 40.25 m.p.h. Tuning Fork Serial Number FB277761
has been compared with standards of the State of New Jersey in possession of the State Superintendent of Weights and Measures. The above tuning fork when used with Radar traffic units operating at 34.7 GHz
KA - Band will result in the stated m.p.h. value.

Agency certified for FLORENCE TWP. POLICE DEPT.

Louis E. Grunberg
State Superintendent

Burlington County

Date 10/2/2009



LS

STATE OF NEW JERSEY
OFFICE OF THE
STATE SUPERINTENDENT OF WEIGHTS AND MEASURES

Unit Copy

This certifies that 25.25 m.p.h. Tuning Fork Serial Number FA177048
has been compared with standards of the State of New Jersey in possession of the State Superintendent of Weights and Measures. The above tuning fork when used with Radar traffic units operating at 34.7 GHz
KA - Band will result in the stated m.p.h. value.

Agency certified for FLORENCE TWP. POLICE DEPT.

Louis E. Grunberg
State Superintendent

Burlington County

Date 10/2/2009



LS



Federal Communications Commission
Wireless Telecommunications Bureau

RADIO STATION AUTHORIZATION

Licensee: FLORENCE, TOWNSHIP OF

FLORENCE, TOWNSHIP OF
711 BROAD ST
FLORENCE NJ 08518

Call Sign KEA396	File Number 000896829
Radio Service PW - Public Safety Pool, Conventional	
Regulatory Status PMRS	

Grant Date 05-23-2002	Effective Date 05-23-2002	Expiration Date 08-17-2012	Print Date 05-23-2002
--------------------------	------------------------------	-------------------------------	--------------------------

STATION TECHNICAL SPECIFICATIONS

Fixed Location Address or Mobile Area of Operation

Loc. 1 Area of Operation
Other: VIC: FLORENCE NJ

Loc. 2 Address
MUNICIPAL BLDG BROAD ST
City FLORENCE County BURLINGTON State NJ
Lat (NAD83): 40-7-0.4 N Long (NAD83): 74-48-28.6 W ASR No.: Ground Elev: 9.0

Antennas

Loc. No.	Ant. No.	Frequencies (MHZ)	Sta. C's.	No. Units	No. Pagers	Emission Designator	Output Power (watts)	ERP (watts)	Ant. Ht./Tp meters	Ant. AAT meters	Construct Deadline Date
1	1	154.8000	MO	15	0	20K0F3E	35.000				
1	1	155.49000	MO	15	0	20K0F3E	35.000				
2	1	154.80000	FB	1	0	20K0F3E	35.000		23.0		
2	1	155.49000	FB	1	0	20K0F3E	35.000		23.0		

Control Points

Control Address
Pt. No. 1 MUNICIPAL BLDG BROAD ST
City FLORENCE County Telephone Number
State NJ (609)499-3131

STATE OF NEW JERSEY
OFFICE OF THE
STATE SUPERINTENDENT OF WEIGHTS AND MEASURES

Unit Copy

This certifies that 35 m.p.h. Tuning Fork Serial Number 001148
has been compared with standards of the State of New Jersey in possession
of the State Superintendent of Weights and Measures. The above
tuning fork when used with Radar traffic units operating at 10,525 MHz
X - Band will result in the stated m.p.h. value.



Agency certified for FLORENCE TWP. POLICE DEPT.

Louis E. Grunberg

State Superintendent

Burlington County

Date

3/10/2008

LS

STATE OF NEW JERSEY
OFFICE OF THE
STATE SUPERINTENDENT OF WEIGHTS AND MEASURES

Unit Copy

This certifies that 80 m.p.h. Tuning Fork Serial Number 001294
has been compared with standards of the State of New Jersey in possession
of the State Superintendent of Weights and Measures. The above
tuning fork when used with Radar traffic units operating at 10,525 MHz
X - Band will result in the stated m.p.h. value.



Agency certified for FLORENCE TWP. POLICE DEPT.

Louis E. Grunberg

State Superintendent

Burlington County

Date

3/10/2008

LS

Certificate of Calibration

THIS IS TO CERTIFY THAT ALL APPLICABLE TESTS AND MEASUREMENTS HAVE BEEN MADE ON

MODEL K 55 BAND X BAND MFR MPH IND, INC.

SERIAL NUMBER 15137 ANT #1 15138 ANT #2 (XXXXXXXX)

A 'DOPPLER' TRAFFIC RADAR THE AFORESTATED RADAR MEETS AND EXCEEDS ALL SPECIFICATIONS

R & R RADAR, INC.
762 WHITE HORSE PIKE
ATCO, N.J. 08004

DATE APRIL 20, 2007

SIGNED *[Signature]*

570LNE

TUNING-FORK CERTIFICATE

This Tuning Fork has been tested and found to oscillate at 4,166 ±5 Hertz at 70° F resulting in a calibration signal of 40 mph (64 kph) when used with a Ka Band Radar operating at 34.7 GHz.

Operation from -22° F to +140° F will result in an error of less than .5 mph (.8 kph).

Technician Todd L. Gardner Date JAN 15 2009
Todd L. Gardner

Serial # 277761

Applied Concepts, Inc.

Plano, Texas 75074
006-0411-00 Rev A



TUNING-FORK CERTIFICATE

This Tuning Fork has been tested and found to oscillate at 2,614 ±5 Hertz at 70° F resulting in a calibration signal of 25 mph (40 kph) when used with a Ka Band Radar operating at 34.7 GHz.

Operation from -22° F to +140° F will result in an error of less than .5 mph (.8 kph).

Date JAN 15 2009 Technician (signature) Todd L. Gardner

Technician (name) Todd L. Gardner

Serial # 177048

Applied Concepts, Inc. Plano, Texas 75074



006-0410-00 Rev A

CERTIFICATE OF ACCURACY

I hereby certify this STALKER® Speed Measuring Device.

Computing Unit: S.N. 34775 Frequency 34.7GHz Power Density mw/cm²

Antenna #1: S.N. 33863 Frequency 34.7GHz Power Density 1mw/cm²

Antenna #2: S.N. 33852 Frequency 34.7GHz Power Density 1mw/cm²

Under my supervision, this Speed Measuring Device has been checked for accuracy and correct operation.

This STALKER® Speed Measuring Device is certified accurate within ±1 mph (±2 kph) in stationary mode, and/or ±2 mph (±3 kph) in moving mode.

The transmitter frequency of this speed measuring radar device has been tested and found to be within the prescribed limits as established by the Federal Communications Commission.

The measured Power Density of this speed measuring device has been tested and found to be below the ANSI Standard of 5.0 mw/cm² for this device.

Date JAN 16 2009

Technician (signature) *Scott Kleckner*

Technician (name) Scott Kleckner

Applied Concepts, Inc. Plano, Texas 75074

006-0147-00 Rev K

Florence Township Police Department Stalker Speed Calibration Sheet

Date: 02/08/2009	2. Officer: SGt. Benjamin Palombi III	3. Radar Unit: DS33133	4. Time: 1200hrs
----------------------------	---	----------------------------------	----------------------------

5. Turn the RADAR on.	<input checked="" type="checkbox"/>
6. Push self test button, unit should read 888/888/188 Pass <u>X</u> Fail _____.	<input checked="" type="checkbox"/>
7. With Unit in stationary mode struck 25mph fork # <u>167059</u> IFO antenna. (You should receive a reading of 25 in the target window.)	<input checked="" type="checkbox"/>
8. Struck 40mph fork # <u>266759</u> IFO antenna. (You should receive a reading of 40 in the target window.)	<input checked="" type="checkbox"/>

09. Vehicle Speed	10. RADAR Speed	11. Difference	12. Direction Vehicle/RADAR	13. Vehicle Driver	14. Vehicle Number	15. Vehicle Registration	16. Vehicle Year	17. Vehicle Type
20 MPH	20 MPH	()	S / N	4029	404	MG51522	2002	C/V
30 MPH	29 MPH	(-) 1	S / N	SAME	SAME	SAME	SAME	SAME
40 MPH	39 MPH	(-) 1	S / N	SAME	SAME	SAME	SAME	SAME
50 MPH	49 MPH	(-) 1	S / N	SAME	SAME	SAME	SAME	SAME
60 MPH	60 MPH	()	S / N	SAME	SAME	SAME	SAME	SAME

(+) Speedometer reads faster than actual vehicle speed. (-) Speedometer reads slower than actual vehicle speed.

18. RADAR Operator SGt. Benjamin Palombi III 	19. Vehicle Operator: - Ptl. Charles Levach
---	--



Florence Township Police Department Speed Calibration Sheet

Date: 08/13/2007	2. Officer: Ptl. Timothy Sadar	3. Radar Unit: 266002936	4. Time: 0215 HRS.
----------------------------	--	------------------------------------	------------------------------

- | | |
|--|-------------------------------------|
| 5. Turn the K-55 RADAR on. | <input checked="" type="checkbox"/> |
| 6. Place The Stationary/Moving switch into the Stationary (STA) position. | <input checked="" type="checkbox"/> |
| 7. Place the CAL/ICT-L/T switch into the DOWN position.
<small>(You should receive a reading of 88 in the patrol window and 188 in the target window.)</small> | <input checked="" type="checkbox"/> |
| 8. Place the CAL/ICT-L/T switch into the UP position.
<small>(You should receive a reading of 32 in the target window.)</small> | <input checked="" type="checkbox"/> |
| 9. Then strike the 35 MPH tuning fork (SERIAL # <u>32852</u>) against a Non-Metallic surface, and place it in front of the RADAR Antenna. <small>(You should receive a reading of 35 in the target window.)</small> | <input checked="" type="checkbox"/> |
| Then strike the 35 MPH tuning fork (SERIAL # <u>25916</u>) against a Non-Metallic surface, and place it in front of the RADAR Antenna. <small>(You should receive a reading of 35 in the target window.)</small> | <input checked="" type="checkbox"/> |
| 10. Then strike the 80 MPH tuning fork (SERIAL # <u>269744</u>) against a Non-Metallic surface, and place it in front of the RADAR Antenna. <small>(You should receive a reading of 80 in the target window.)</small> | <input checked="" type="checkbox"/> |
| Then strike the 80 MPH tuning fork (SERIAL # <u>271029</u>) against a Non-Metallic surface, and place it in front of the RADAR Antenna. <small>(You should receive a reading of 80 in the target window.)</small> | <input checked="" type="checkbox"/> |

11. Vehicle Speed	12. RADAR Speed	13. Difference	14. Direction Vehicle/RADAR	15. Vehicle Driver	16. Vehicle Number	17. Vehicle Registration	18. Vehicle Year	19. Vehicle Type
20 MPH	19 MPH	- (1)	NB / NB	4028	404	MG51522	2002	Ford C/V
30 MPH	30 MPH	()	NB / NB	SAME	SAME	SAME	SAME	SAME
40 MPH	40 MPH	()	NB / NB	SAME	SAME	SAME	SAME	SAME
50 MPH	50 MPH	()	NB / NB	SAME	SAME	SAME	SAME	SAME
60 MPH	61 MPH	+ (1)	SB / NB	SAME	SAME	SAME	SAME	SAME

(+) Speedometer reads faster than actual vehicle speed. (-) Speedometer reads slower than actual vehicle speed.

20. RADAR Operator - Ptl. Timoth Sadar 	21. Vehicle Operator: Ptl. Brian Boldizar 
---	--



Florence Township Police Department Speed Calibration Sheet

Date: 06/11/2005	2. Officer: Ptl. Brian Boldizar	3. Radar Unit: R266002943	4. Time: 2040 hrs.
----------------------------	---	-------------------------------------	------------------------------

- 5. Turn the K-55 RADAR on. [X]
- 6. Place The Stationary/Moving switch into the Stationary (STA) position. [X]
- 7. Place the CAL/ICT-L/T switch into the DOWN position. [X]
(You should receive a reading of 88 in the patrol window and 188 in the target window.)
- 8. Place the CAL/ICT-L/T switch into the UP position. [X]
(You should receive a reading of 32 in the target window.)
- 9. Then strike the 35 MPH tuning fork (SERIAL #26966) against a Non-Metallic surface, and place it in front of the RADAR Antenna. (You should receive a reading of 35 in the target window.) [X]
The1 strike the 80 MPH tuning fork (SERIAL #271018) against a Non-Metallic surface, and place it in front of the RADAR Antenna. (You should receive a reading of 80 in the target window.) [X]
- 10. Then strike the 35 MPH tuning fork (SERIAL #32852) against a Non-Metallic surface, and place it in front of the RADAR Antenna. (You should receive a reading of 35 in the target window.) [X]
Then strike the 80 MPH tuning fork (SERIAL #25916) against a Non-Metallic surface, and place it in front of the RADAR Antenna. (You should receive a reading of 80 in the target window.) [X]

11. Vehicle Speed	12. RADAR Speed	13. Difference	14. Direction Vehicle/RADAR	15. Vehicle Driver	16. Vehicle Number	17. Vehicle Registration	18. Vehicle Year	19. Vehicle Type
20 MPH	21 MPH	(+) 1	SB / SB	4033	404	MG51522	2002	Ford
30 MPH	30 MPH	() 0	SB / SB	SAME	SAME	SAME	SAME	SAME
40 MPH	40 MPH	() 0	SB / SB	SAME	SAME	SAME	SAME	SAME
50 MPH	50 MPH	() 0	SB / SB	SAME	SAME	SAME	SAME	SAME
60 MPH	60 MPH	() 0	SB / SB	SAME	SAME	SAME	SAME	SAME

(+) Speedometer reads faster than actual vehicle speed. (-) Speedometer reads slower than actual vehicle speed.

20. RADAR Operator: 	21. Vehicle Operator: 
---	---